



RBA Overwintering survey

2017/2018

RBA Overwintering survey 2017/2018

- Q1
- How many colonies did you overwinter?
- 266.

- Q2
- How many dead outs or hives with two or less frames of bees?
- 72.

- **Loss Analysis:**
- 27% overall loss by Hobbyists
- Losses ranged from 0 to 100% (100% in 1 and 2 colonies)
- 34% for beekeepers with 5 or less colonies
- 24% for beekeepers with 6 or more colonies

RBA Overwintering survey 2017/2018

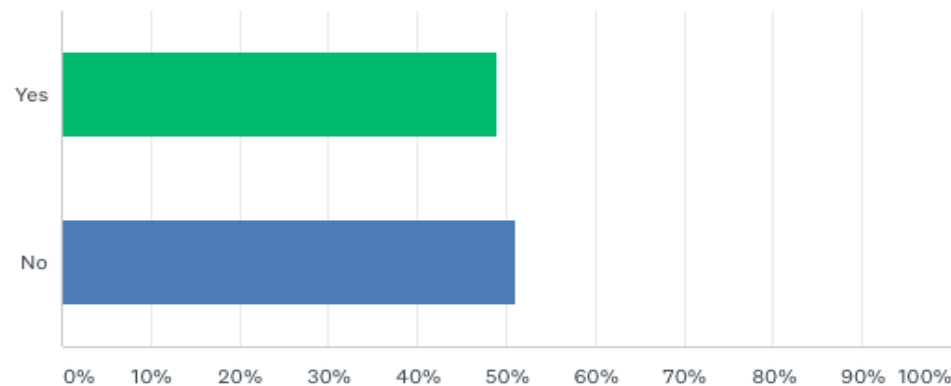
Q3

Customize

Export

Did you treat using chemical treatments as part of your integrated pest management practices?

Answered: 45 Skipped: 0



ANSWER CHOICES	RESPONSES
Yes	48.89% 22
No	51.11% 23
TOTAL	45

RBA Overwintering survey 2017/2018

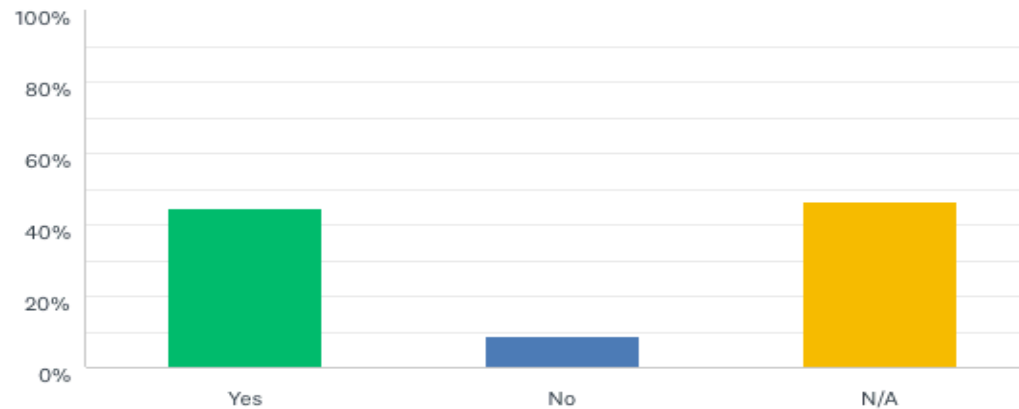
Q4

Customize

Export ▼

If you didn't use chemicals, did you rely on hive manipulation, genetics and other treatment free strategies?

Answered: 45 Skipped: 0



ANSWER CHOICES	RESPONSES
▼ Yes	44.44% 20
▼ No	8.89% 4
▼ N/A	46.67% 21
TOTAL	45

RBA Overwintering survey 2017/2018

- **Analysis:**
- 20% Loss by Treatment beekeepers
- 34% Loss by Treatment Free beekeepers
- 22% Loss by those doing nothing (1)

- Curiously, out of 23 chemical free respondents, only 20 indicated they used treatment free strategies. 4 respondents indicated they did not treat, nor utilize treatment free strategies

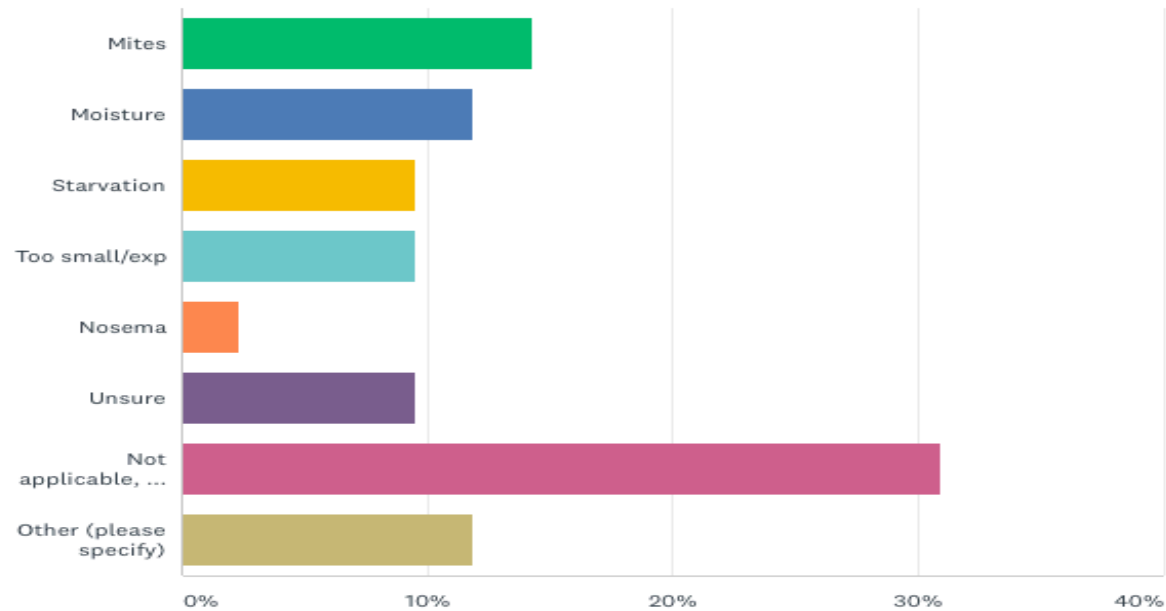
RBA Overwintering survey 2017/2018

Q5

Customize Export

If you had dead outs, what do you suspect was the primary reason?

Answered: 42 Skipped: 3



ANSWER CHOICES	RESPONSES
▼ Mites	14% 6
▼ Moisture	12% 5
▼ Starvation	10% 4
▼ Too small/exp	10% 4
▼ Nosema	2% 1
▼ Unsure	10% 4
▼ Not applicable, no losses	31% 13
▼ Other (please specify)	Responses 12% 5
TOTAL	42

RBA Overwintering survey 2017/2018

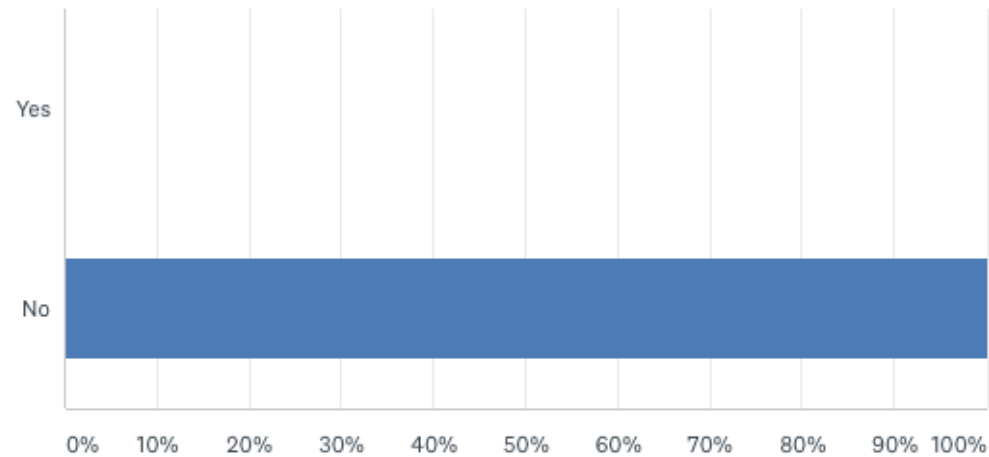
Q6

Customize

Export ▼

Are you a commercial beekeeper?

Answered: 45 Skipped: 0



ANSWER CHOICES ▼	RESPONSES ▼
▼ Yes	0.00% 0
▼ No	100.00% 45
TOTAL	45

RBA Overwintering survey 2017/2018

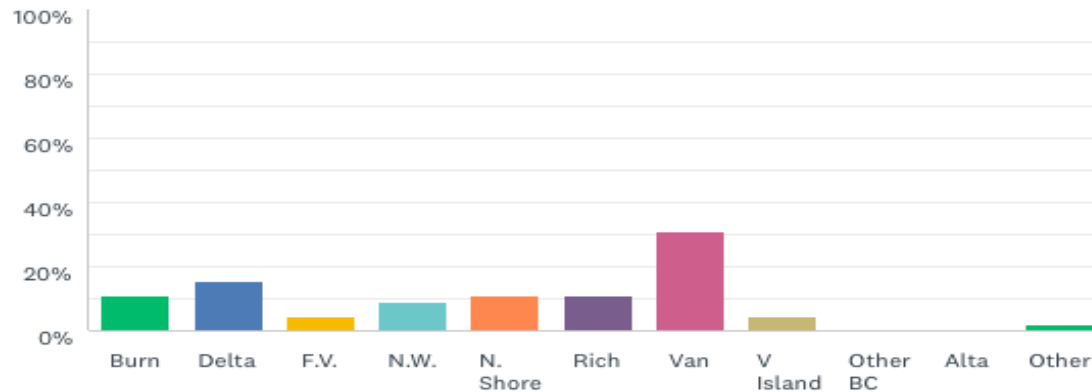
Q7

Customize

Export

What region are most of your colonies located?

Answered: 45 Skipped: 0



ANSWER CHOICES	RESPONSES
▼ Burn	11.11% 5
▼ Delta	15.56% 7
▼ F.V.	4.44% 2
▼ N.W.	8.89% 4
▼ N. Shore	11.11% 5
▼ Rich	11.11% 5
▼ Van	31.11% 14
▼ V Island	4.44% 2
▼ Other BC	0.00% 0
▼ Alta	0.00% 0
▼ Other	2.22% 1
TOTAL	45

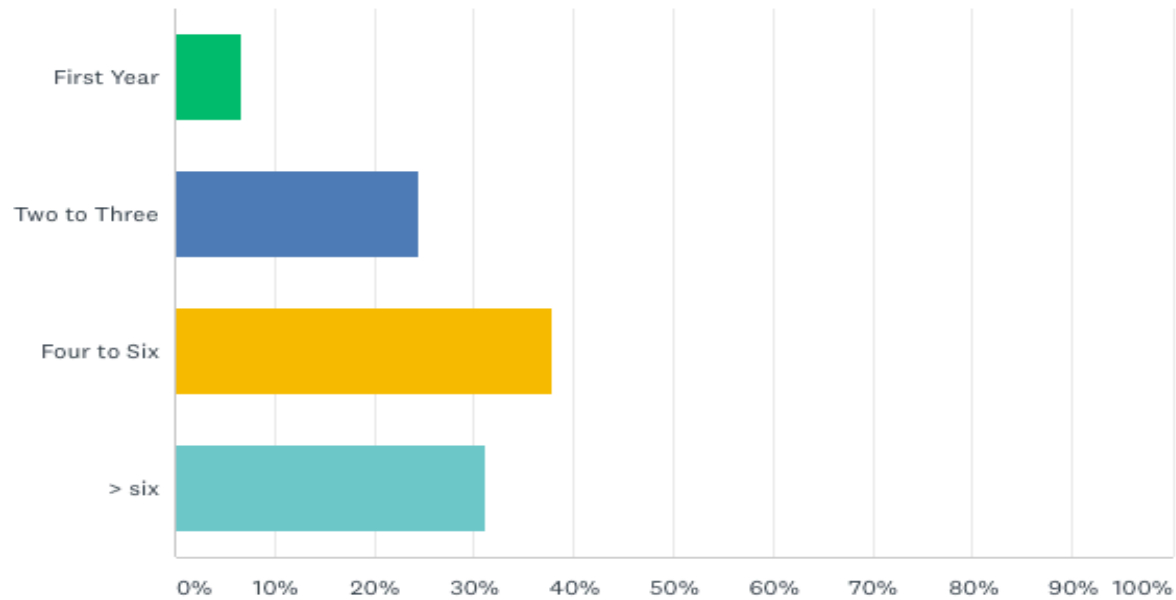
RBA Overwintering survey 2017/2018

Q8

[Customize](#) [Export](#)

How many years have you been a beekeeper?

Answered: 45 Skipped: 0



ANSWER CHOICES	RESPONSES
▼ First Year	6.67% 3
▼ Two to Three	24.44% 11
▼ Four to Six	37.78% 17
▼ > six	31.11% 14
TOTAL	45

RBA Overwintering survey 2017/2018

Analysis:

Loss % by years of experience

1st year: 2%
2-3 years: 25%
4-6 years: 56%
Over 6 years: 18%

By region:

Burnaby: 26% of 27 colonies
Delta: 25% of 24
Fraser Valley: 50% of 4
New West: 38% of 16
North Shore: 2% of 14
Richmond: 22% of 37
Vancouver: 48% of 62
Van Island: 0% of 35
Other: 21% of 47